


AUTUMN

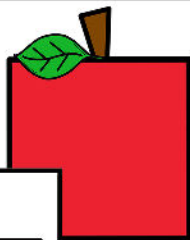


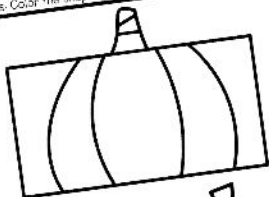
Find the Shapes



Name _____


**AUTUMN, AUTUMN,
WHERE CAN YOU BE?**

Directions: Color the shapes as you find each shape.



square

© 2013 Teaching with a Mountain View



circle



Perfect for sensory bins,
centers, games, and more!

UP AND AWAY IN PRE-K




AUTUMN


Find the Shapes



circle




square




rectangle



oval



triangle



hexagon




diamond

- 7 Shapes
- Color and Black & White



AUTUMN


Find the Shapes



Name _____

**LEAVES, LEAVES,
WHERE CAN YOU BE?**


Directions: Color the shapes as you find each leaf.




circle

Hide the cards
around the room, lay
them out on a table, or
play matching games

Color the
recording sheet as
you find each shape



triangle




square

UP AND AWAY IN PRE-K

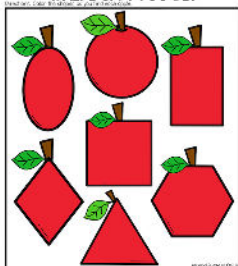


AUTUMN

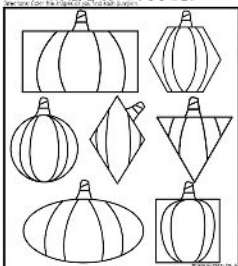
Find the Shapes



Name: _____
APPLE, APPLE,
WHERE CAN YOU BE?



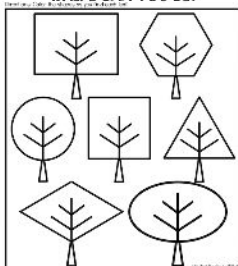
Name: _____
PUMPKIN, PUMPKIN,
WHERE CAN YOU BE?





4 Options to Play:
• Apples • Pumpkins
• Leaves • Mix

2 Ways to Play:
Color the recording
page or cover the
pictures as you
find each shape

Name: _____
LEAVES, LEAVES,
WHERE CAN YOU BE?



Name: _____
AUTUMN, AUTUMN,
WHERE CAN YOU BE?




UP AND AWAY IN PRE-K

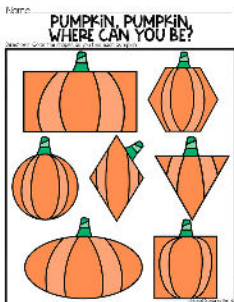


AUTUMN

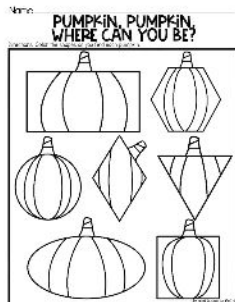
Find the Shapes



Color
Options

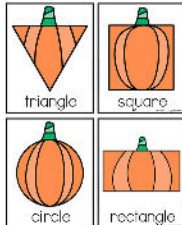


Black
& White
Options



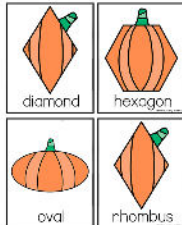
PUMPKIN, PUMPKIN,
WHERE CAN YOU BE?

Use all the shapes you can find to make a pumpkin. Use the shapes you can find to make a pumpkin.



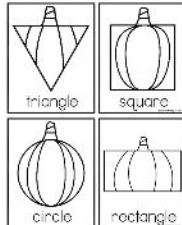
PUMPKIN, PUMPKIN,
WHERE CAN YOU BE?

Use the shapes you can find to make a pumpkin. Use the shapes you can find to make a pumpkin.



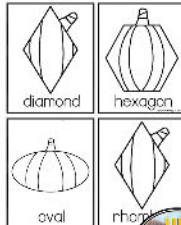
PUMPKIN, PUMPKIN,
WHERE CAN YOU BE?

Use all the shapes you can find to make a pumpkin. Use the shapes you can find to make a pumpkin.



PUMPKIN, PUMPKIN,
WHERE CAN YOU BE?

Use all the shapes you can find to make a pumpkin. Use the shapes you can find to make a pumpkin.




UP AND AWAY IN PRE-K



AUTUMN

Find the Shapes




UP AND AWAY IN PRE-K



AUTUMN


Find the Shapes



Name _____



**Bumble Bee, Bumble Bee,
Where Can You Be?**

Directions: Color the shapes as you find each outline bee.



But wait, there's more!

This find-the-shapes resource is part of a Growing Bundle of more Find-the-Shape activities that you can use all year long! Save 20% when you get the bundle!



SAVE 20% WITH THE BUNDLE!

UP AND AWAY IN PRE-K

